




BAREROOT TREES AND HEDGING PLANTS

Plants in this section are field grown and are supplied during the dormant season from November to April. Plants are sold in multiples of 25 only. For smaller quantities, where shown, we can supply between 10 and 25 at the rates indicated.

	Native	Size cm	Price each for quantity shown			
			10+	25+	100+	500+
 Acer campestre (<i>Field Maple</i>)	●	40-60 60-80 90-120	1.58 1.89 2.39	1.05 1.26 1.59	0.70 0.84 1.06	0.48 0.62 0.80
Acer platanoides (<i>Norway Maple</i>)		60-80	1.89	1.26	0.84	0.62
Alnus cordata (<i>Italian Alder</i>)		90-120	2.70	1.90	1.27	0.95
 Alnus glutinosa (<i>Common Alder</i>)	●	40-60 90-120	1.58 2.39	1.05 1.59	0.70 1.06	0.48 0.80
Betula pendula (<i>Silver Birch</i>)	●	40-60 90-120	1.58 2.39	1.05 1.59	0.70 1.06	0.48 0.80
Buxus sempervirens (<i>Common Box</i>) see also page 16		20-30	3.71	2.91	2.10	1.83
Carpinus betulus (<i>Hornbeam</i>)	●	40-60 60-80 90-120 125-150	1.96 2.37 3.45 4.92	1.31 1.58 2.64 4.12	0.87 1.05 1.84 3.31	0.60 0.78 1.47 2.49
Castanea sativa (<i>Sweet Chestnut</i>)		40-60 90-120	2.13 3.85	1.42 3.05	0.95 2.24	0.65 1.68
Cornus alba (<i>Red Barked Dogwood</i>)		40-60	1.58	1.05	0.70	0.48
Cornus sanguinea (<i>Common Dogwood</i>)	●	40-60 60-80	1.58 1.89	1.05 1.26	0.70 0.84	0.48 0.62
Cornus stolonifera Flaviramea (<i>Yellow Dogwood</i>)		40-60	2.13	1.42	0.95	0.65
Corylus avellana (<i>Hazel</i>)	●	40-60 60-80 90-120	1.96 2.25 3.23	1.31 1.50 2.42	0.87 1.00 1.62	0.60 0.74 1.21
Crataegus monogyna (<i>Hawthorn</i>)	●	30-50 40-60 60-80 90-120 125-150	1.08 1.39 1.63 2.39 4.34	0.72 0.93 1.09 1.59 3.53	0.48 0.62 0.73 1.06 2.73	0.33 0.43 0.53 0.80 2.05
Euonymus europaeus (<i>Spindle</i>)	●	40-60 60-80	1.58 1.89	1.05 1.26	0.70 0.84	0.48 0.62
Fagus sylvatica (<i>Common Beech</i>)	●	40-60 60-80 90-120 125-150	2.13 2.77 3.71 4.92	1.42 1.96 2.91 4.12	0.95 1.31 2.10 3.31	0.65 0.97 1.68 2.49
Fagus sylvatica purpurea (<i>Purple Beech</i>)		40-60	4.03	3.23	2.42	1.62
Fraxinus excelsior (<i>Ash</i>)	●	40-60 60-80 90-120	1.58 1.89 2.39	1.05 1.26 1.59	0.70 0.84 1.06	0.48 0.62 0.80
Hippophae rhamnoides (<i>Sea Buckthorn</i>)	●	40-60	1.75	1.17	0.78	0.53
Ilex aquifolium (<i>Holly</i>) see page 17						
Juglans regia (<i>Common Walnut</i>)		60-80	4.38	3.58	2.77	2.05
Ligustrum ovalifolium (<i>Oval leafed Privet</i>)		60-80	2.37	1.58	1.05	0.78
Ligustrum vulgare (<i>Wild Privet</i>)	●	60-80	2.37	1.58	1.05	0.78
Lonicera nitida		40-60	4.03	3.23	2.42	1.62
Malus sylvestris (<i>Crab Apple</i>)	●	40-60	1.96	1.31	0.87	0.60
Populus alba (<i>White Poplar</i>)	●	90-120	2.39	1.59	1.06	0.80
Populus nigra Italica (<i>Lombardy Poplar</i>)		90-120	2.39	1.59	1.06	0.80
Populus tremula (<i>Aspen</i>)	●	60-80	3.41	2.60	1.80	1.33
Prunus avium (<i>Wild Cherry</i>)	●	40-60 90-120	1.75 2.70	1.17 1.90	0.78 1.27	0.53 0.95
Prunus laurocerasus (<i>Laurel</i>) see page 18						
Prunus lusitanica (<i>Portugal Laurel</i>) see page 18						
 Prunus padus (<i>Bird Cherry</i>)	●	100-125	3.23	2.42	4.62	1.21

	Native	Size cm	Price each for quantity shown			
			10+	25+	100+	500+
Prunus spinosa (<i>Blackthorn</i>)	●	30-50 40-60 60-80	1.08 1.39 1.63	0.72 0.93 1.09	0.48 0.62 0.73	0.33 0.43 0.53
Quercus ilex (<i>Holm Oak</i>) see page 18						
Quercus robur (<i>English Oak</i>)	●	40-60 60-80 90-120	1.75 2.37 3.23	1.17 1.58 2.42	0.78 1.05 1.62	0.53 0.78 1.21
Quercus rubra (<i>Red Oak</i>)		60-80	2.61	1.80	1.20	0.88
Rhamnus cathartica (<i>Common Buckthorn</i>)	●	40-60	1.75	1.17	0.78	0.53
Rhamnus frangula (<i>Alder Buckthorn</i>)	●	40-60	1.75	1.17	0.78	0.53
Rosa canina (<i>Dog Rose</i>)	●	40-60	1.75	1.17	0.78	0.53
Rosa rugosa rubra (<i>Ramanas Rose - red</i>)	●	40-60	1.96	1.31	0.87	0.60
Salix alba (<i>White Willow</i>)		60-80	1.89	1.26	0.84	0.62
Salix alba britzensis (<i>Scarlet Willow</i>)		60-80	1.89	1.26	0.84	0.62
Salix caprea (<i>Goat Willow</i>)	●	60-80	1.89	1.26	0.84	0.62
Salix cinerea (<i>Grey Willow</i>)		60-80	1.89	1.26	0.84	0.62
Salix viminalis (<i>Common Osier</i>)		60-80	1.89	1.26	0.84	0.62
Sambucus nigra (<i>Elder</i>)	●	40-60	1.75	1.17	0.78	0.53
Sorbus aucuparia (<i>Mountain Ash</i>)	●	40-60 90-120	1.75 2.39	1.17 1.59	0.78 1.06	0.53 0.80
Sorbus torminalis (<i>Wild Service Tree</i>)	●	40-60	4.03	3.23	2.42	1.62
Taxus baccata (<i>English Yew</i>) – poisonous see also page 21	●	30-40	4.15	3.34	2.54	2.20
Tilia cordata (<i>Small Leaved Lime</i>)	●	40-60	1.96	1.31	0.87	0.60
Ulex europaeus (<i>Gorse</i>) see page 19						
Viburnum lantana (<i>Wayfaring Tree</i>)	●	40-60	1.96	1.31	0.87	0.60
Viburnum opulus (<i>Guelder Rose</i>)	●	40-60 60-80	1.96 2.37	1.31 1.58	0.87 1.05	0.60 0.78

Prunus spinosa

Quercus robur

CONIFERS FOR FORESTRY AND CHRISTMAS TREES

Christmas trees

Where indicated, species are suitable for growing for Christmas Trees. These plants are grown from seed that has been specially selected for this purpose, to produce bushy trees.

	Christmas Trees	Size cm	Plants in this section are only available in multiples of 25.		
			25+	100+	500+
Abies nordmanniana (<i>Nordman Fir</i>)	●	15-25	1.53	1.02	0.92
Larix decidua (<i>European Larch</i>)		20-40		POA	
Larix x eurolepis (<i>Hybrid Larch</i>)		20-40		POA	
Larix kaempferi (<i>Japanese Larch</i>)		20-40		POA	
Picea abies (<i>Norway Spruce</i>)	●	30-50	0.83	0.55	0.44
Pinus sylvestris (<i>Scots Pine</i>)		20-40	1.04	0.69	0.55
Pseudotsuga menziesii (<i>Douglas Fir</i>)		20-40		POA	

Pine

Picea abies