

SPECIMEN TREES IN CONTAINERS

Trees in this section have been grown in containers to minimise the risk of loss when transplanting the tree. This is particularly important for the larger trees where the use of bareroot trees would be too risky. Our customers are now increasingly buying larger sizes of tree, getting an instant effect.

It is important to select appropriate plants for the site conditions and to maintain the plants adequately during their first summer. Please note that on exposed sites it will be safer to use the smaller sizes ie 175-200cm.

FOR LARGER QUANTITIES PLEASE ASK FOR A QUOTATION.

KEY TO SYMBOLS

★ good in any position	☀️ prefers sunny site	☁️ prefers shaded site	💧 prefers moist shaded site
🦋 chalk tolerant	pH requires acid soil	💧 good on moist site	🌧️ requires well drained site
🏠 requires sheltered site	🌊 good in coastal areas	☀️ good in exposed areas	🌱 good in most soils

		Mature Size	Autumn Colour	Attractive Flowers	Fruits of Interest	Approx height(cm)	Girth (cm)	Form	£ each
Acer ★ 🌟🌟									
campestre <i>(Field Maple)</i>	Native round headed. Five-lobed leaves turning yellow and red in Autumn.	M	●			175-200 350-450	12-14	Fth	29.00 100.00
davidii George Forest <i>(Snake Bark Maple)</i>	Attractive bark with bright green foliage and red stalks. Foliage turning red and orange in autumn. Prefers moist soils.	S	●		●	150-175		SS	32.00
griseum <i>(Paperbark Maple)</i>	Small tree with peeling bark. Excellent autumn colour and good on chalky sites.	S	●			125-150 Specimen		SS SS	28.00 100.00
platanoides Crimson King/Royal Red <i>(Purple-leaved Maple)</i>	Large striking tree with beautiful crimson-purple leaves all summer.	L		●		175-200 350-450	12-14	SS Std	31.00 110.00
platanoides Princeton Gold	A variety of Norway Maple producing yellow leaves which keep their colour. Chalk tolerant and resistant to scorch.	M				175-200 300-400	10-12	SS Std	31.00 160.00
pseudoplatanus Spaethii	Hardy Sycamore type tree with red-purple under side to leaf and can show stunning autumn colour.	L	●			350-450	12-14	Std	103.00
rubrum <i>(Red Maple)</i>	Medium tree, broadly columnar in habit. Dark green leaves, turning brilliant scarlet in autumn. Grows on most soils but rarely colours well on chalk.	M	●			175-200 300-400	10-12	SS Std	31.00 112.00
Aesculus ★ 🌟🌟									
carnea Briotii <i>(Red Horse Chestnut)</i>	A compact form with deep scarlet flowers.					100-125		SS	31.00
hippocastanum <i>(Common White)</i>	Impressive wide spreading tree. Huge 'candles' of white flowers in May and conkers in autumn.					125-150 250-350	12-14	SS Std	29.00 120.00

EXPLANATION OF TERMS

Mature Size. Size indications are approximate and will vary depending on growing and climatic conditions.

- S: up to 4-10m (15-30ft)
- M: 10-18m (30-60ft)
- L: Over 18m (over 60ft).

Girth. Large trees are sold by girth rather than height, as this is a better indication of maturity of a tree than simply height. The girth is the circumference of the tree when measured at 1m above ground level. The heights shown are approximate.

Std. Standard Tree. This will have a single stem clear of branches to 1.8m, with a formed head above.

Half Std. As for standard but with a clear stem of less than 1m.

MS. Multistem

SS. Short Standard. As for standard but with a clear stem of less than 1m and overall height of at least 150cm (5ft).

Fth. Feathered Tree. This is a tree with a single stem where the side branches have not been trimmed.

Acer griseum

Acer in autumn

Acer leaf

Acer autumn colour

Aesculus hippocastanum

SPECIMEN TREES IN CONTAINERS



Betula Jacquemontii



Betula Jacquemontii



Betula catkins




Carpinus


			Mature Size	Autumn Colour	Attractive Flowers	Fruits of Interest	Approx height(cm)	Girth (cm)	Form	£ each
Alnus ★ 🌳 🌰										
cordata (Italian Alder)	A distinctive fast growing, conical shaped tree. Pear-like glistening leaves. Catkins up to 75mm. For dry or wet soils, also on chalk.		M		● ●		175-200 350-450	12-14	SS Std	29.00 98.00
glutinosa (Common Alder)	Medium sized fast growing native tree particularly suited to wet sites. Catkins up to 100mm long.		M		● ●		175-200 350-450	12-14	SS Std	29.00 98.00
incana aurea	Slower growing. Young shoots and leaves are yellow, while catkins have a distinctive red tinge.		M		● ●		175-200 300-400	10-12	SS Std	31.00 135.00
Amelanchier ★ 🌳 🌸										
asiatica Ballerina	Improved form having large white flowers in Spring. Small tree or large shrub preferring moist acid soils.		S	● ●			175-200		SS	31.00
canadensis	Small tree with masses of white flowers in early spring. Brilliant orange-red autumn colour.		S	● ●			175-200 125-150		SS MS	31.00 45.00
lamarkii	As above. Unsatisfactory on shallow chalk. Very hardy. Outstanding autumn colour.		S	● ●			200-250		MS	145.00
Robin Hill	Oval habit with masses of white flowers opening pink and turning white. Very good autumn colour.		S	● ●			250-350	12-14	Std	145.00
Arbutus ★ 🌳 🍄										
unedo	Small tree/large shrub, white bell-shaped flowers in autumn ripen to form round red fruits. Good on chalk.		S		● ●		150-175		Fth	31.00
Betula ★ 🌳 🌰										
Fascination	A new variety with beautiful contrasting coloured bark. Dark twigs and delicate leaves.		M	●			350-450 400-500	12-14 20-25	Std Std	125.00 375.00
nigra (River Birch)	Fast growing with pinkish brown shaggy peeling bark. Good for wet soils.		M	●			175-200 350-450	12-14	SS Std	31.00 125.00
pendula (Common Silver Birch)	Diamond shaped leaves turning yellow in autumn. Attractive silvery bark. Hardy and thrives in most soils. Native tree.		M	●			175-200 350-450	12-14	SS Std	29.00 95.00
pendula Dalecarlica (Swedish Birch)	A tall slender tree. Cut leaves and drooping branchlets. Strong yellow autumn colour.		M	●			175-200		SS	31.00
pendula Youngii (Young's Weeping)	A weeping tree ideal for smaller gardens.		S	●			175-200 250-300	12-14	SS Std	31.00 125.00
utilis Jacquemontii (Himalayan White Birch)	Stunning creamy white stem with ascending branches and yellow autumn colour.		M	●			175-200 300-400 350-450 400-500 250-300 350-400	10-12 12-14 16-18	SS Std Std Std MS MS	31.00 110.00 125.00 225.00 95.00 250.00
utilis Jacquemontii Snowqueen	An improved form of above producing a snow-white stem within 2 years.		M	●			175-200		SS	31.00
Carpinus ★ 🌳 🍄										
betulus (Hornbeam)	Resembles Beech but more tolerant of heavy soils.		M	●			175-200 350-400	12-14	Fth Fth	29.00 112.00
Castanea ★ 🌳 🌰										
sativa (Sweet Chestnut)	A large long-living majestic tree. Pale yellow catkins in July followed by edible nuts. Any well drained soil except chalk.		L		● ●		175-200 300-400	12-14	SS Std	31.00 105.00
Catalpa 🌳 🌸										
bignonioides aurea (Golden Indian Bean Tree)	An outstanding tree with large, velvety, soft yellow leaves which are almost green by the time the flowers open. Suitable for all types of well drained soils. Avoid exposed locations.		S		● ●		175-200 350-400	14-16	SS Std	31.00 150.00

SPECIMEN TREES IN CONTAINERS

		Mature Size	Autumn Colour	Attractive Flowers	Fruits of Interest	Approx height(cm)	Girth (cm)	Form	£ each
Cercidiphyllum ★ pH									
japonicum (Katsura Tree)	Good specimen tree with heart-shaped leaves. In autumn, leaves colour well and produce a lovely aroma of burnt sugar. Lime free soils are best.	S	●			175-200		SS	31.00
Cercis ★ :★:									
siliquastrum (Judas Tree)	Rosy-lilac flowers emerge on branches in May and purple seed-pods appear in July. A distinctive tree.	S		● ●		150-175		SS	31.00
Cornus ★ :★:									
controversa (Flowering Dogwood)	A magnificent species with sweeping layered branches with large cream-coloured flowers in May. Small black fruits and good autumn colour.	S	● ● ●			200-250	14-16	Fth	250.00
florida cherokee chief (Flowering Dogwood)	Large shrub or small tree with rich purple red autumn colour and dark pink flowers.	S	● ● ●			200-250	12-14		340.00
kousa chinensis (Flowering Dogwood)	Flowers in June turning from white to pink. Pink fruits and rich autumn colours.	S	● ● ●			175-200			31.00
Cotoneaster ★ :★:									
cornubia	A vigorous semi-evergreen tree with abundant large red fruits.	M			●	175-200 250-300	14-16	SS Std	31.00 135.00
Crataegus ★ ☀ :●●									
alba Plena (Double White Flowering Thorn)	Double white flowers give good show in May followed by deep-red fruit. Thrives in all conditions, very hardy.	M		● ●		175-200		SS	31.00
Crimson Cloud	Stunning single red flowers with cream eye.	S		● ●		175-200		SS	31.00
monogyna (Common White Hawthorn)	Native tree with single fragrant flowers in May. Very hardy.	M		● ●		175-200 300-350	10-12	SS Std	29.00 96.00
Pauls Scarlet (Red Flowering Thorn)	Double scarlet flowering variety of above.	S		● ●		175-200 300-400	10-12	SS Std	31.00 100.00
prunifolia Splendens (Broad leaved Cocks spur Thorn)	Small tree with pyramidal habit producing masses of glossy red fruits. Noted for autumn colours of red and gold.	S	● ● ●			175-200 350-450	12-14	SS Std	31.00 110.00
Rosea Flore Pleno (Pink Flowering Thorn)	Double pink flowering variety of above.	S		● ●		175-200		SS	31.00
Davidia ⬆ :★:									
involucrata Vilmoriana (Handkerchief Tree)	Broad, large leaved tree. Beautiful large white flower bracts in May give the appearance of handkerchiefs. Needs good moist soil in a sheltered position.	M	● ●			175-200		SS	48.00
Eucalyptus ☀ :★:									
gunnii (Cider Gum)	A fine hardy tree with silvery blue evergreen leaves and attractive peeling bark.	L		●		200-300			55.00
niphophila (Snow Gum)	Slow growing evergreen with blade-shaped foliage and open habit. Clusters of white flowers in summer.	S		●		200-300			55.00
Fagus ★ ☀									
sylvatica (Common Green Beech)	Majestic large tree. Needs well-drained soils. Rich copper-gold autumn foliage. Good on chalk.	L	●	●		175-200 350-450	12-14	Fth Fth	29.00 120.00
sylvatica Purpurea (Purple Beech)	Purple leaved form of above but slower growing.	L		●		175-200 350-450	12-14	Fth Fth	31.00 160.00
Ficus ⬆ :★:									
carica (Common Fig)	Handsome large shrub/small tree often grown against a warm sunny wall. Its lobed leaves & delicious edible fruits make it interesting all year around.	S			●	150-175 200-250	14-16	Half Std Half Std	37.00 185.00



Carpinus




Castanea



Catalpa



Crataegus prunifolia



Davidia

SPECIMEN TREES IN CONTAINERS



Eucalyptus



Purple Beech



Ficus



Gleditsia



Liquidambar

			Mature Size	Autumn Colour	Attractive Flowers	Fruits of Interest	Approx height(cm)	Girth (cm)	Form	£ each
Fraxinus ★ 🌊 ☼										
excelsior (Ash)	Very hardy fast growing tree. Leaves light yellow in autumn. Native tree.		L				400-500	12-14	Std	95.00
ornus (Manna Ash)	Deciduous round-headed tree, creamy white scented flowers late spring.		M	●	●		350-450	12-14	Std	115.00
Gleditsia ★ 🌊 ☼										
triacanthos Spectrum (Honey Locust)	Spreading tree with fern-like glossy yellow foliage. Drought and shade tolerant. Slow to leaf in spring.		S				150-175 300-400	10-12	SS Std	33.00 100.00
Juglans ★ 🌰										
regia (Common Walnut)	Imposing wide spreading tree. Large pinnate leaves emerge late spring. Best in deep well-drained soils.		L			●	175-200 350-450	12-14	SS Std	31.00 105.00
Laburnum ★ 🌊 ☼										
x watereri Vossii (Golden Rain Tree)	A lovely free-flowering form. Yellow pea-like flowers are produced in drooping racemes. Selected form producing very few seeds. The seeds are poisonous.		S		●		175-200 250-300	12-14	SS Std	31.00 140.00
Liquidambar ★ pH										
styraciflua (Sweet Gum)	A beautiful tree with maple like leaves. The corky bark is attractive but its main glory is in autumn when the leaves turn red, purple & gold. Best in lime free soil.		M	●			175-200 300-400	12-14	SS Fth	31.00 140.00
styraciflua Lane Roberts	Attractive form of above. Leaves turn rich dark crimson red in autumn.		M	●			250-350	10-12	Fth	128.00
styraciflua Worplesden	British form with lobed leaves. One of the best forms for reliable intense autumn colours.		M	●			175-200 300-400	12-14	SS Fth	31.00 145.00
Liriodendron ★ 🌊 ☼										
tulipifera (Tulip Tree)	A stately tree with uniquely shaped leaves, 4-lobed with a flattened tip, turning gold in autumn. Tulip-shaped flowers appear on established trees. Any soil except chalk.		L	●	●		175-200 350-450	12-14	SS Std	31.00 135.00
Magnolia ☀️ 🏡 🌊 ☼										
Galaxy	A large-leaved deciduous tree with a narrow crown. Glorious, profuse dark red-purple flowers in Spring.		S		●		300-350	12-14	Std	270.00
Malus ★ 🌊 ☼										
Evereste	Soft pink/white spring flowers and orange/yellow autumn fruit. Scab resistant and very hardy.		S		●	●	175-200 300-400	12-14	SS Std	31.00 110.00
Golden Gem	Clouds of abundant strongly scented pure white flowers followed by small yellow fruits. Highly recommended		S		●	●	175-200		SS	31.00
Golden Hornet	White flowers followed by a heavy crop of bright yellow fruits		S		●	●	175-200		SS	31.00
Gorgeous	Large white flowers and good disease resistance. Large red fruit persist into November		S		●	●	175-200		SS	31.00
Liset	Dense habit. Purple foliage when young, reddish and glossy later. Deep crimson flowers and small blood-red fruit. Resistant to scab. An excellent tree.		S		●	●	175-200		SS	31.00
Pink Glow	A round headed tree with strong single white flowers followed by a bright pink fruit that look like large plums and make an excellent jelly, picking in September. A scab resistant alternative to 'John Downie'		S		●	●	175-200		SS	31.00
Royalty	Small round tree with dark purple leaves and dark crimson flowers. Red fruits in autumn.		S		●	●	175-200		SS	31.00
Rudolph	Large showy cup-shaped pink flowers. Bronze green foliage. Oval orange yellow fruits persist into the winter.		S		●	●	300-400	12-14	Std	110.00

SPECIMEN TREES IN CONTAINERS


		Mature Size	Autumn Colour	Attractive Flowers	Fruits of Interest	Approx height(cm)	Girth (cm)	Form	£ each
Nyssa ★ pH									
sylvatica (<i>Tupelo</i>)	An attractive slow growing broad tree renowned for its rich orange, scarlet and yellow autumn colours. Prefers acidic soils.	M	●			125-150		SS	31.00
Olea ☀️ 🌿 🌊									
europaea (<i>Olive Tree</i>)	Very decorative slow growing large shrub/small tree with silvery green leaves. Plant in a warm sunny position in well-drained soil.	S		● ●		175-200 200-250	6-8 12-14	Half Std Half Std	58.00 160.00
Photinia ☀️ 🌿 🏠									
Red Robin	Evergreen with spectacular glossy green leaves and brilliant red growing tips.	S		●		150-175 200-250	8-10	SS Std	31.00 120.00
Platanus ★ 🌳 🌿									
x hispanica (<i>London Plane</i>)	Bold impressive tree. Fruits hang like baubles from branches. Distinctive mottled flaking bark when mature. Fast growing.	L			●	350-450	12-14	Std	100.00
Populus ★ 🌳 🌿 🌳									
tremula (<i>Aspen</i>)	Catkins in spring and creamy yellow autumn colour. Leaves quiver in a slight breeze.	L	●			350-450	12-14	Std	90.00
Prunus ☀️ 🌿 🌳 🌳									
Accolade	Spreading tree with showy semi-double pink flowers. Good autumn colours.	M	● ●			300-400	12-14	Std	100.00
avium (<i>Wild Cherry</i>)	Fast growing native tree. Distinctive mahogany bark. Spectacular mass of white flowers in spring. Superb autumn colour.	M	● ● ●			350-450	12-14	Std	90.00
avium Plena (<i>Double White Gean</i>)	Double white flowered form of the above with a more compact form. Very hardy.	M	● ●			175-200 350-450	12-14	SS Std	31.00 98.00
cerasifera Nigra/ Pissardii (<i>Purple-leaved Plum</i>)	A popular form with dark red foliage turning to deep purple. Early light pink - white flowers in great profusion.	S	● ●			175-200 250-300 300-400	12-14	SS MS Std	31.00 110.00 98.00
Kanzan	Rich double pink flowers contrasting strikingly with foliage, bronze at first, then turn green.	M	● ●			175-200 350-450	12-14	SS Std	31.00 98.00
Kiku-shidare Sakura (<i>Cheal's Weeping Cherry</i>)	Small weeping cherry. Flowers double pink during April. Ideal small garden tree.	S	● ●			175-200		SS	31.00
Okame	Small finely branched tree, smothered in carmine pink flowers. Small, toothed leaves provide good autumn colour.	S	● ●			175-200 350-400	12-14	SS Std	31.00 115.00
padus Watereri (<i>Bird Cherry variety</i>)	Scented white flowers produced on drooping racemes up to 20cm long.	M	● ●			175-200 350-450	12-14	SS Std	31.00 90.00
pandora	A splendid small tree with ascending branches and profuse shell pink flowers in early spring. Leaves flush bronze, hardening to green, with striking autumn colour.	S	● ●			175-200 350-450	10-12	SS Std	31.00 98.00
Royal Burgundy	Smaller, neater purple leaved form of Kanzan.	S	● ●			175-200 350-450	12-14	SS Std	31.00 115.00
sargentii	Profuse single pink flowers in April followed by superb autumn colours. One of the loveliest cherries.	M	● ●			175-200 350-450	12-14	SS Std	31.00 110.00
shimidsu (<i>Shogetsu</i>)	Rounded tree with clusters of pink buds opening to double white flowers hanging below the branches.	S	● ●			175-200		SS	31.00
shirotae (<i>Mount Fuji Cherry</i>)	Small spreading tree with fragrant single/semi double flowers. Autumn colour.	S	● ●			350-450	12-14	Std	105.00
subhirtella Autumnalis (<i>Autumn Cherry White</i>)	Broadly rounded tree. White flowers between November and March. Leaves rich red and bronze in autumn. Any well-drained soil.	S	● ●			175-200 300-400	12-14	SS Std	31.00 115.00




Liriodendron




Magnolia Galaxy



Olive



Morus nigra



Photinia

SPECIMEN TREES IN CONTAINERS



Cherry blossom



Prunus cerasifera



Prunus cerasifera



		Mature Size	Autumn Colour	Attractive Flowers	Fruits of Interest	Approx height(cm)	Girth (cm)	Form	£ each
subhirtella									
Autumnalis Rosea (Autumn Cherry Pink)	As above but light pink flowers.	S	●	●		175-200 300-400	12-14	SS Std	31.00 115.00
Tai Haku (Great White Cherry)	Spreading tree reaching up to 12m in height. Large, dazzling single, white flowers. Young foliage coppery red turning green and later orange-yellow in autumn.	M	●	●		175-200		SS	31.00
Pyrus ★ ●●●									
calleryana Chanticleer (Ornamental Pear)	Ornamental pear. Upright habit. Shiny leaves appear with clusters of white flowers in spring. Good autumn colour.	M	●	●		175-200 300-400 400-500	12-14 18-20	SS Std Std	31.00 115.00 225.00
salicifolia pendula (Weeping Willow-leaved Pear)	Small to medium weeping tree with willow like silver leaves. Creamy flowers in May and small green fruit.	S			●	175-200		SS	31.00
Quercus ★ ●●●									
coccinea (Scarlet Oak)	One of the finest trees for autumn colour.	L	●			175-200		SS	31.00
ilex (Evergreen or Holm Oak)	Large stately evergreen tree. Leaves can appear similar to holly. Tolerant of coastal exposure.	L			●	60-80 125-150 250-300 300-350 300-400 400-500	10-12 12-14 18-20 18-20 20-25	Bush SS Std Std Std Std	7.00 31.00 220.00 POA POA POA
palustris (Pin Oak)	A most graceful oak with fantastic rich scarlet autumn colouring.	M	●		●	300-350	12-14	Std	145.00
robur (English Oak)	A large spreading tree. Grows in most soils.	L			●	175-200 350-450	12-14	SS Std	29.00 128.00
rubra (Red Oak)	Large leaves turning rich red in autumn. Best in lime free soils.	L	●		●	175-200 400-500	18-20	SS Std	31.00 450.00
Robinia ★ ≈≈≈									
pseudoacacia Frisia (False Yellow Acacia)	Beautiful pinnate yellow foliage. It thrives in all soils but should be planted in a sheltered position.	M				175-200		SS	31.00
Salix ★ ●●●									
alba Tristis/Chrysocoma (Golden Weeping Willow)	Weeping tree. 15m+ Very fast growing.	M				175-200 350-450	12-14	SS Std	29.00 95.00
Sambucus ★ ●●●									
Black Lace (Purple Elder)	Small tree with graceful fern-like purple foliage. Stunning pink/white flowers in summer followed by elder berries.	VS		●	●	150-175		SS	31.00
Sorbus ★ ●●● ●●●									
aria (Whitebeam)	Compact round headed tree. Oval green leaves whitish beneath. Gold and russet autumn colour with crimson red berries. Excellent on coastal and chalky sites.	M	●	●	●	175-200		SS	31.00
aria Lutescens	Leaves downy above and below.	M	●	●	●	175-200 300-400	12-14	SS Std	31.00 105.00
aria Magnifica	Larger leaved form of Sorbus aria.	M	●	●	●	350-450	12-14	Std	105.00
aucuparia (Rowan/Mountain Ash)	A native small tree. White flowers in spring and large clusters of orange-red berries in autumn. Tolerant of acidity and exposed sites.	S	●	●	●	175-200		SS	29.00
aucuparia Cardinal Royal	Similar to straight Rowan but larger leaves and sweet edible berries. Fast growing, tough tree.	M	●	●	●	350-450	14-16	Std	115.00

SPECIMEN TREES IN CONTAINERS

		Mature Size	Autumn Colour	Attractive Flowers	Fruits of Interest	Approx height(cm)	Girth (cm)	Form	£ each
aucuparia Joseph Rock	An outstanding small tree. Good red-orange-purple autumn colour. Creamy-yellow fruits deepen to amber-yellow.	S	●	●	●	175-200		SS	31.00
Rossica Major	Vigorous tree with deep green soft hairy leaves, large clusters of deep red fruits in August and September.	S	●	●	●	300-400	12-14	Std	105.00
commixta Olympic Flame	A superb small tree with glowing red autumn colour. Large bunches of glistening orange-red fruits.	S	●	●	●	175-200		SS	33.00
hupehensis Pink Pagoda	Multiple clusters of pink berries turning to white in late winter. Blue/green leaves turn red in autumn.	S	●	●	●	175-200		SS	31.00
torminalis (Wild Service Tree)	Native tree. Maple-like leaves turning yellow in autumn. White flowers.	M	●	●	●	175-200		SS	31.00
Tilia ★ ●● ●★									
cordata (Small-leaved Lime)	Leaves heart shaped glossy dark green above and paler beneath. Small fragrant flowers. Will grow on all types of fertile soils but prefers chalk.	M		●		350-450	12-14	Std	110.00
euchlora (Caucasian Lime)	A non-sticky Lime. Suitable for avenues and tolerant of most soils.	M		●		175-200 400-500	14-16	SS Std	31.00 120.00
platyphyllos rubra (Red Twigg'd Lime)	Ideal for specimen and avenue planting. Young bright red shoots.	M		●		350-450	12-14	Std	100.00
Ulmus ★ ●● ●★									
glabra Lutescens (Wych Elm)	A very hardy native tree suitable for planting by the coast.	L				175-200		SS	31.00

TRAINED TREES FOR PLEACHING AND WALLS

We have a range of trees that have been trained onto frames of various shapes and are suitable for planting against walls or for screening. Availability is limited and specifications can vary. The most common sizes are set out below but for latest details please call.

We also have a limited range of roof trees for forming a shade canopy. Please ask for details.

PLEACHED TREES


	Girth	Stem height	Frame (h x w)	£
Carpinus betulus (Hornbeam)	12-14cm	1.8m	100 x 120cm	330.00
Tilia cordata (Lime)	14-16cm	2.0m	100 x 100cm	295.00
Ulmus Sapporo Autumn Gold (Elm)	12-14cm	1.9m	120 x 150cm	215.00

PLANTS ON ESPALIER FRAMES

	Frame (h x w)	£
Liquidambar styraciflua	200 x 100cm	190.00
Photinea Red Robin	200 x 100cm	250.00
Rhyncospermum jasminoides	200 x 100cm	230.00



Morus plataniifolia roof



Pleached Tilia



Pleached Carpinus



Quercus coccinea



Robinia



Robinia pseudoacacia